

Whats Going On - Donny Hathaway Live Version



Keyboard Intro

Key signature: three sharps (F#, C#, G#), 4/4 time signature.

Musical notation: Treble clef, four measures of whole rests, followed by a quarter note G#5 and a dotted quarter note F#5.

Tablature: Four measures of whole rests, followed by a slash in the fifth measure.

A/B

Measure 5: Treble clef, key signature of three sharps, 4/4 time signature.

Musical notation: Treble clef, four measures. Measure 5: quarter note G#5, quarter rest, eighth note G#5, eighth note F#5. Measure 6: quarter note G#5, quarter note F#5, quarter note G#5, quarter note F#5. Measure 7: quarter rest, quarter rest. Measure 8: quarter note G#5, quarter note F#5, quarter note G#5, quarter note F#5.

Tablature: Four measures. Measure 5: slash, quarter rest, eighth note slash, eighth note slash. Measure 6: slash, slash, slash, slash. Measure 7: quarter rest, quarter rest. Measure 8: slash, slash, slash, slash.

Emaj9

A/B

Measure 9: Treble clef, key signature of three sharps, 4/4 time signature.

Musical notation: Treble clef, four measures of rhythmic slashes. Measure 9: double bar line, quarter rest, quarter rest, quarter rest, quarter rest. Measure 10: quarter rest, quarter rest, quarter rest, quarter rest. Measure 11: quarter rest, quarter rest, quarter rest, quarter rest. Measure 12: quarter rest, quarter rest, quarter rest, quarter rest.

Tablature: Four measures of rhythmic slashes. Measure 9: double bar line, slash, slash, slash, slash. Measure 10: slash, slash, slash, slash. Measure 11: slash, slash, slash, slash. Measure 12: slash, slash, slash, slash.

A - Verse

Emaj9

C#m7

(4)

Measure 13: Treble clef, key signature of three sharps, 4/4 time signature.

Musical notation: Treble clef, four measures of rhythmic slashes. Measure 13: slash, slash, slash, slash. Measure 14: slash, slash, slash, slash. Measure 15: slash, slash, slash, slash. Measure 16: quarter note G#5, quarter note F#5, quarter note G#5, quarter note F#5.

Tablature: Four measures of rhythmic slashes. Measure 13: slash, slash, slash, slash. Measure 14: slash, slash, slash, slash. Measure 15: slash, slash, slash, slash. Measure 16: slash, slash, slash, slash.

Emaj9

C#m7

C#7(#9)

(8)

17 F#m7 A/B 1. B9 2. B9 C#7(#9)

(4)

(4)

B - Pre Chorus

22 F#m7 A/B F#m7 A/B

12 9 12 9 12 9 12 9

26 F#m7 A/B

12 9 12 9

C - Chorus

28 Emaj7 C#m7 Emaj7 C#m7

12 12-14 12 16 14 12 12 12-14 14 16 14 12 12 12-14 12 16 14 12

D - Interlude

32 Am9 Bm7

(4)

36 Am9

(4)

40 A/B B9 A/B B9

(4)

A2 - Verse

44 Emaj9 G#7(9/5) C#m7 Dmaj9 Ebmaj9

(4)

48 Emaj9 C#m7 C#7(#9)

(4)

52 F#m7 A/B B9 C#7(#9)

B - Pre Chorus

56 F#m7 A/B F#m7 A/B

12 9

60 F#m7 A/B

12 9

C - Chorus

62

Emaj7 C#m7 Emaj7 C#m7

8va

T
A
B

D2 - Interlude

66

Am9 Bm7

T
A
B

70

Am9

T
A
B

(4)

74

A/B B9 A/B Bm9 E9 Bbm9 Eb9

T
A
B

(4)

78 Am9 Bm7

(4)

82 Am9

(4)

86 A/B B9 A/B Bm9 Bbm9

(4)

90 Am9 F9(#11) E6(#11(add9))

(4)

2. Important Sections

Repeating Rhythm Throughout Song

A/B

Musical notation for the repeating rhythm throughout the song. It consists of two staves: a treble clef staff and a guitar staff. The treble staff shows a 4/4 time signature and a rhythmic pattern of quarter notes and rests. The guitar staff shows the corresponding fretting and picking pattern.

A

Main Rhythm Pattern

Emaj9

Musical notation for the main rhythm pattern in Emaj9. It consists of two staves: a treble clef staff and a guitar staff. The treble staff shows a rhythmic pattern of quarter notes and rests, with arrows indicating the direction of the notes. The guitar staff shows the corresponding fretting and picking pattern.

B

Pre Chorus Chord w/ Riff

F#m7

A/B

Musical notation for the pre-chorus chord with riff in F#m7. It consists of two staves: a treble clef staff and a guitar staff. The treble staff shows a rhythmic pattern of quarter notes and rests, with arrows indicating the direction of the notes. The guitar staff shows the corresponding fretting and picking pattern, with fret numbers 12 and 9 indicated.

C

Chorus Riff

Emaj7

C#m7

Musical notation for the chorus riff in Emaj7 and C#m7. It consists of two staves: a treble clef staff and a guitar staff. The treble staff shows a rhythmic pattern of quarter notes and rests, with arrows indicating the direction of the notes. The guitar staff shows the corresponding fretting and picking pattern, with fret numbers 12, 14, 12, 16, 14, 12 indicated. An 8va marking is present above the first measure.

A2 - Hits

8 Emaj9 G#7(b9) C#m7 Dmaj9 Ebmaj9

(4)

D2- Chord Riff

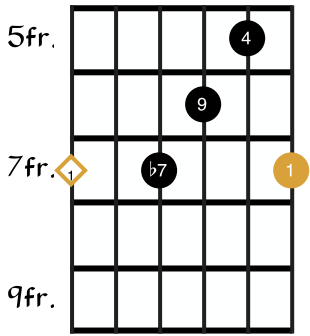
12 Am9 Bm7

D2 - Turnaround

16 A/B B9 A/B Bm9 E9 Bbm9 Eb9

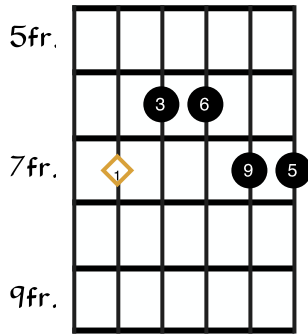
(4)

A/B



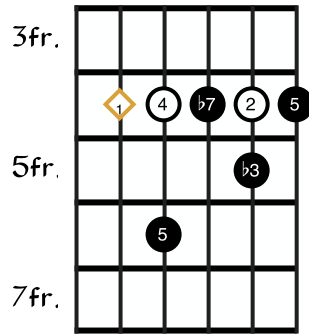
F#m7

E6/9



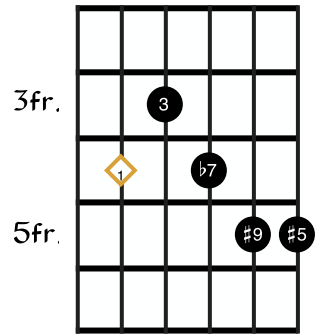
B9

C#m7

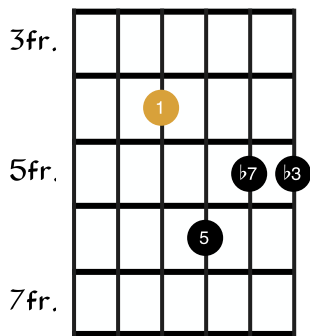


F#m7

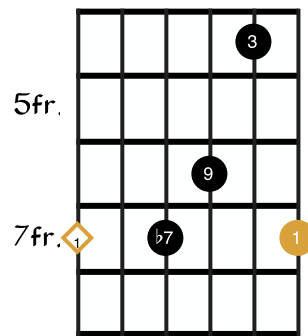
C#7(#5,#9)



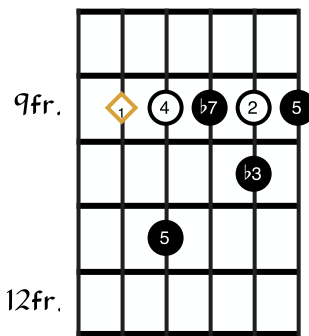
Am9



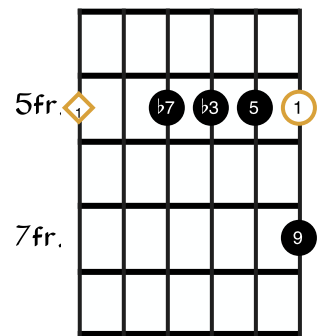
Bm7



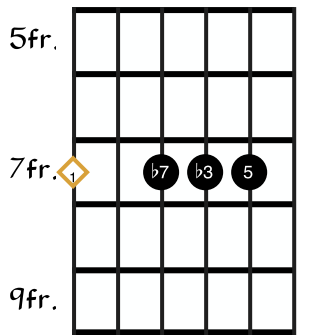
G#7(#5,b9)



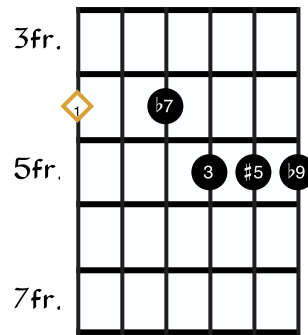
Dmaj9



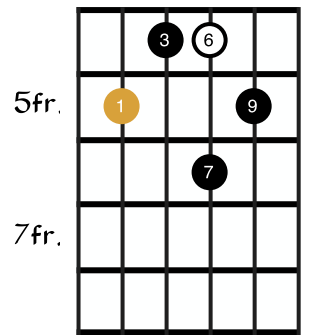
Ebmaj9



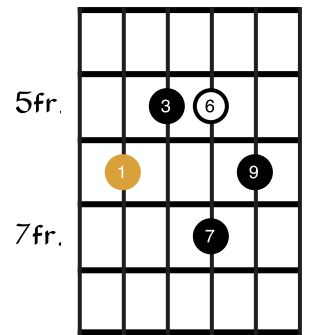
Emaj9



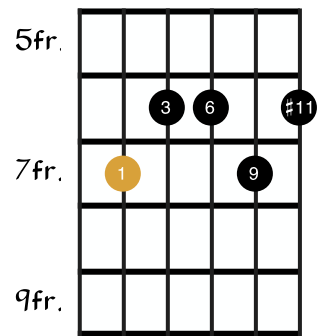
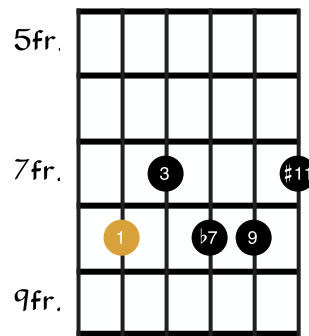
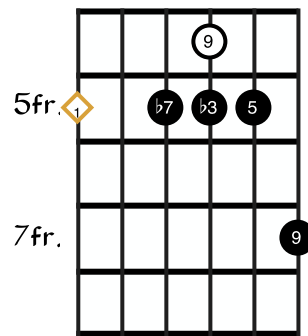
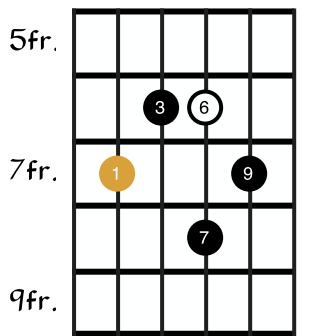
Am9



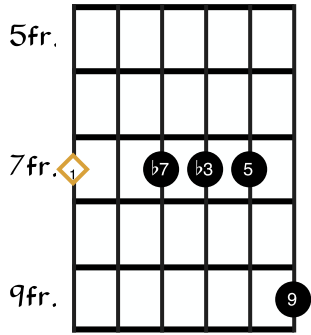
F9(#11)



E6/9(#11)

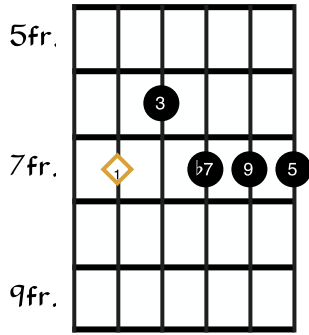


Bm9



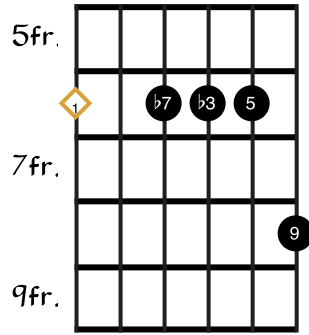
E

E9

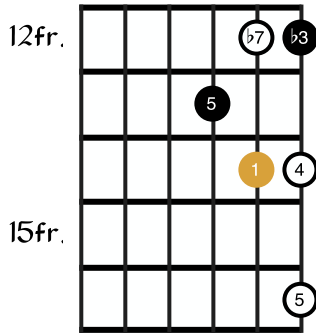
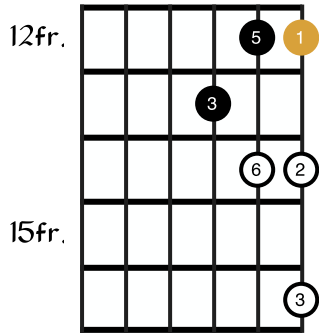
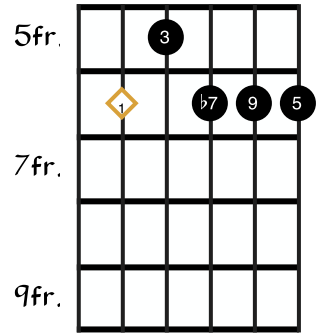


C#m

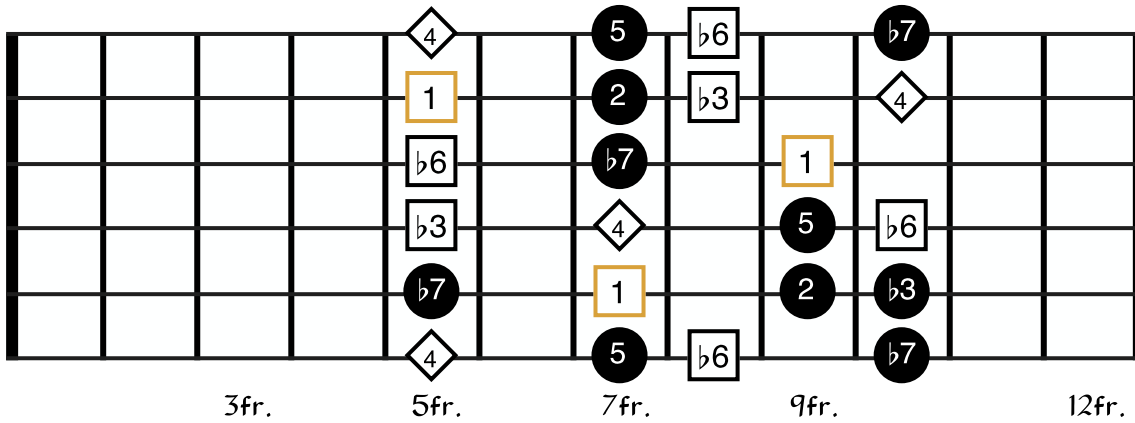
Bbm9



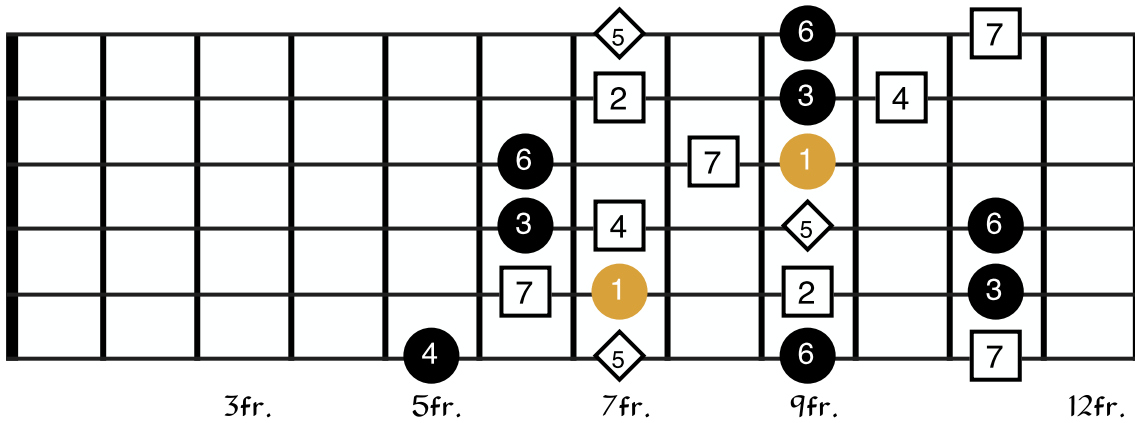
Eb9



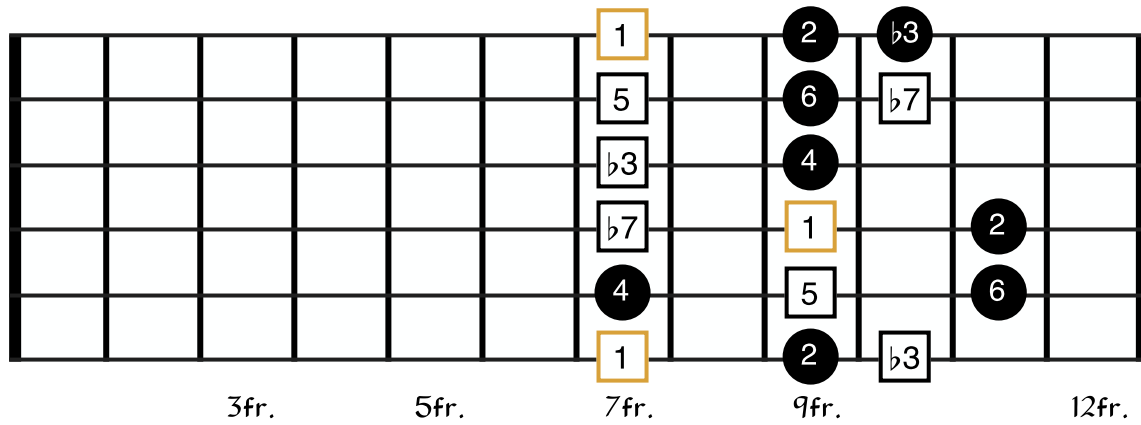
E minor/A dorian



E major/B Mixolydian



B dorian



Bb dorian

